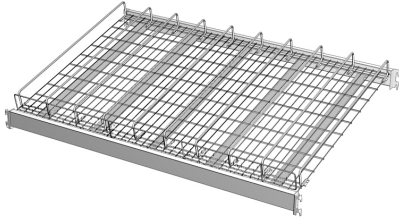


| You are in: Lozier Products > Products > Widespan Gravity Flow Wire Shelf Assembly

Widespan Gravity Flow Wire Shelf Assembly

Part Number:



Product Details:

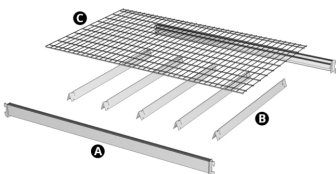
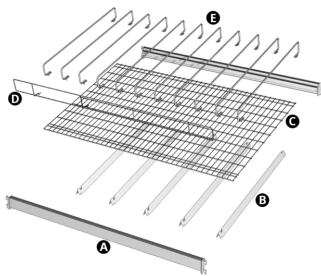
- Available 48W and 60W in widespan and multi-function width
- Beams are low profile to maximize merchandising vertical space
- Wire powder coated shelf with 1" wire spacing provides slick durable finish. Available for flat or gravity feed levels
- Available 3" and 6" high fronts to provide a stop and 3H dividers to create lanes for merchandise
- Rear beam is installed higher to create gravity feel level. See chart for offset and angle by depth

How to Order

- Order Widespan Uprites separately 30, 36, or 48 deep in desired height (two required per individual section run and one additional for add-on sections)
- Order two Widespan or Multifunction Low Profile Beams per desired gravity flow or flat level. A minimum of two beam levels is required per section. Required beam levels can include a combination of Gravity Flow levels and flat levels, A beam must be installed within 6" of the floor and maximum spacing between beams is 48".

- Order one gravity feed grid shelf for each gravity flow level. (See chart offset and respective angle)
- Order one flat grid shelf for each desired flat level
- Order five Low Profile Gravity Supports or five Low Profile Flat Shelf Supports per level
- Order desired number of 3"H or 6"H Widespan or Multifunction Gravity Flow Frontss
- Order desired number of 3"H Widespan Dividers

System Depth	Offset (Inches)	Downslant Angle (deg.)
30	6	11.5
30	8	15.2
36	6	9.5
36	8	12.7
48	8	9.5
48	10	11.9




COMPONENTS (ORDER SEPARATELY):

- A - Widespan / Multi-Function Low Profile Gravity Flow/Flat Beam
- B - Widespan Low Profile Shelf Support
- C - Widespan / Multi-Function Gravity/Flat Wire Shelf
- D - Widespan / Multi-Function Gravity Flow Fronts
- E - Widespan Dividers

Widespan/Multi-Function Low Profile Gravity Flow/Flat Beam

- Available Widespan or Multi-Function style
- 2 1/2H profile
- Accepts gravity flow or flat shelf supports/shelves
- 600lb capacity
- Same beam used for flat or gravity flow application



Product Options and Numbers

Example Part #: **WS LB 48 PK4 PLT**

Beam Type: **WS (Widespan)**, MF (Multi-Function)

Low Profile Beam: **LB**

Beam Width: **48"**, 60"

Unit of Measure: **PK4**

Standard Finish: **PLT**, Optional Catalog Colors

Suffix Key	
PLT	- Platinum
PK4	- 4-Pack

Widespan Low Profile Shelf Support

- Available Flat or Gravity Feed
- Five (5) required per beam level



Product Options and Numbers

Example Part #: **WS G SS L 30 6 PK5 PLT**

System: **WS (Widespan)**

Flat or Gravity: Omit (Flat), **G (gravity)**

Shelf Support: **SS**

Low Profile: **L**

Widespan Depth: **30"**, 36", 48"

Beam Offset: **6 or 8 (30D)**, 6 or 8 (36D), 8 or 10 (48D), Omit for Flat

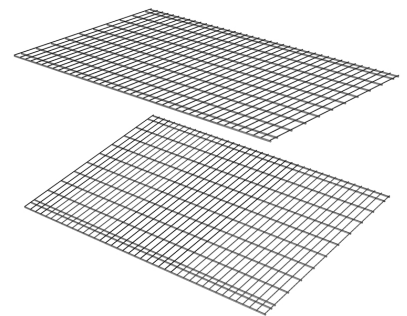
Unit of Measure: **PK5**

Standard Finish: **PLT**, Optional Catalog Colors

Suffix Key	
PLT	- Platinum
PK5	- 5-Pack

Widespan/Multi-Function Gravity/Flat Wire Shelf

- Available Widespan or Multifunction style
- Available Flat or Gravity Feed



Product Options and Numbers

Example Part #: **WS GW 30 48 1EA**

Beam Type: **WS (Widespan)**, MF (Multi-Function) style

Flat or Gravity: **W (flat)**, GW (gravity)

Widespan Depth: 30", 36", **48"**

Section Width: **48"**, 60"

Grid Spacing: **1"**

Unit of Measure: EA

Standard Finish: **PLT**, Optional Catalog Colors

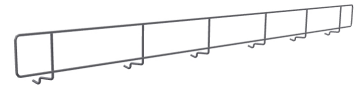
>

Suffix Key

PLT	- Platinum
EA	- Each

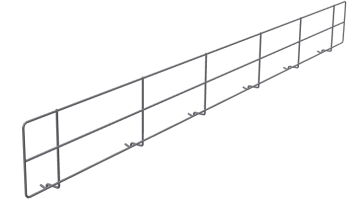
Widespan/Multi-Function Gravity Flow Fronts

- Provides product stop for Gravity Feed
- 3" and 6" heights
- Select Front size taller than displayed product's center of gravity



Product Options and Numbers

Example Part #: **WSGFF 5 3 PK6 PLT**



System: **WS (Widespan)**, MF (Multi-Function)

Gravity Feed Front: **GFF**

Section Width: 4', **5'**

Front Height: **3"**, 6"

Unit of Measure: **PK6**


Standard Finish: **PLT**, Optional Catalog Colors

Suffix Key

PLT	- Platinum
-----	------------

Widespan Dividers

- Creates lanes for Gravity Flow wire shelf levels
- Tension attachment to Gravity Wire Shelf
- 3" High



Product Options and Numbers

Example Part #: **WSGFD 48 PK25 PLT**

Widespan Gravity Feed Divider: **WSGFD**

Widespan Depth: 30", 36", **48"**

Unit of Measure: **PK25**

Standard Finish: **PLT**, Optional Catalog Colors

Suffix Key	
PK25	- 25 Pack
PLT	- Platinum