


| You are in: Lozier Products > Products > Multi-Function Shelf Assemblies

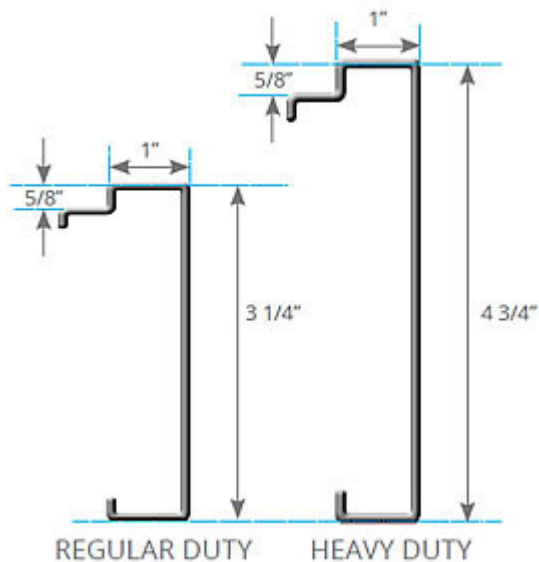
Multi-Function Shelf Assemblies

Part Number:



Product Details:

- Available in two types: Regular Duty and Heavy Duty
- Two Shelf styles available: Particleboard or Wire Grid
- If Shelf Supports are not used, Beam Locking Clips (WS1291 or WS9111) are required
- Regular Duty: 1,600 - 3,000 lbs evenly distributed
- Heavy Duty: 3,000 lbs max evenly distributed



COMPONENTS (Available Separately):

- Multi-Function Front Beam (x1)
- Multi-Function Back Beam (x1)
- Multi-Function Shelf - Particleboard or Wire Grid (x1)
- Shelf Supports (quantity varies per shelf application - see chart below)

How to Order

Multi-Function Shelf Assembly

Shelf Type: Particleboard Shelf, Wiregrid Shelf

Depth: 13", 16", 19", 22", 25", 28", 31"

Width: 36", 48", 72", 84", 96"

Number of Shelf Supports: 2, 3, 4

Style: Regular Duty, Heavy Duty

Beam Standard Finish: PLT, Optional Catalog Colors

Shelf Support Standard Finish:PLT, Optional Catalog Colors

Shelf Standard Finish:Particle Board= N/A or S04 Wire Grid = ZNC


Suffix Key

- PLT** - Platinum
- N/A** - No Finish
- S04** - Seal Coated
- ZNC** - Zinc Wire Grid

Multi-Function Shelf Capacity (Evenly Distributed Load in Lbs)						
Shelf Depth	Section Width (Beam Length)	Number of Regular Duty Shelf Supports with Regular Duty Beams			Number of Heavy Duty Shelf Supports with Heavy Duty Beams	
		2	3	4	2	3
Up to 31" Deep	36"	1,600	2,400	3,000	3,000	-
	48"	1,600	2,400	3,000	3,000	-
	72"	1,600	2,000	2,400	-	3,000
	84"	1,600	1,800	2,000	-	3,000
	96"	1,600	1,600	1,600	-	3,000

Multi-Function Shelves and Decks

- One style fits both Regular Duty and Heavy Duty Beams
- Evenly distributed load up to 3,000 lbs (Dependent on Beam style and number of Shelf Supports)



PARTICLEBOARD SHELF (S), PARTICLEBOARD DECK (D)

- 5/8" industrial grade particleboard
- Pre-cut to fit Multi-Function sections
- Front corners notched to fit around MF Uprites

WIRE GRID (WG)

- 3 x 3 heavy gauge wire mat
- One piece construction on all sizes
- Continuous perimeter wire
- Fireproof
- Light penetration
- Water from sprinklers can flow through
- Cleanliness
- Available in Zinc coated wire

Product Options and Numbers

Example Part #: **MF S 22 96 N/A**

Multi-Function: **MF**

Shelf/Deck Style: **S**(Shelf),**D** (Deck), **WG** (Wire Grid)

Base Deck Depth:13", 16", 19",**22"**, 25", 28", 31"

Multi-Function Section Width:36", 48", 72", 84",**96"**

Standard Finish:N/A or S04 (Particleboard), ZNC (Wire Grid)

Suffix Key


N/A	- No Finish
S04	- Seal Coated

ZNC

- Zinc Coated

Multi-Function Shelf Supports

- Heavy Duty Shelf Supports require Heavy Duty Beams



Product Options and Numbers

Example Part #: **MFWSS 22 PK10 PLT**

Multi-Function Shelf Support: **MFWSS**

Depth: 13", 16", 19", **22"**, 25", 28", 31"

Style: **Omit**(Regular Duty), HD (Heavy Duty)

Pack: **PK10** (Regular Duty), PK6 (Heavy Duty)

Standard Finish: **PLT**, Optional Catalog Colors


Suffix Key

PLT

- Platinum

Multi-Function Front/Back Beams

- Heavy Duty Beams require Heavy Duty Shelf Supports



Product Options and Numbers

Example Part #: **MF FB 96 PK4 PLT**

Multi-Function Beam: MF

Beam Type: FB, BB

Section Width: 36", 48", 72", 84", 96"

Style: Omit(Regular Duty), HD (Heavy Duty)

Pack: PK4(Regular Duty), Omit(Heavy Duty)

Standard Finish: PLT, Optional Catalog Colors

Suffix Key

FB	- Front Beam
BB	- Back Beam
PLT	- Platinum