


| You are in: Lozier Products > Products > Wall and Island Extension Sections

# Wall and Island Extension Sections

Part Number:



Add height to your Wall or Island Gondola with an Extension Section. Each Extension Section includes the appropriate number of Uprites, Backs, and Rails to create your section. One end uprite is required for any run length that includes Extension Sections.

## Product Details:

- Use on existing Island or Wall sections to make taller
- One Extension End required for any length run
- Extension uprite and two uprite end trim required to finish the run

## ISLAND EXTENSION INCLUDES (ordered separately)

- 1 Extension Uprite
- Back Extensions for both sides same height as extension uprite (See Back Extension section)
- 2 Top Rails (plus 1 Center Rail if 36"H or over)

## WALL EXTENSION INCLUDES (ordered separately)

- 1 Extension Uprite
- Back Extension for one side same height as extension uprite.. (See back extension section)
- 2 Top Rails (plus 1 Center Rail if 36"H or over)

## How to Order

---

## Suffix Key

**PLT** - Platinum

## Extension Uprite

---

- Factory-installed connector to fit Lozier Uprites
- Unbalanced load capacity of 2,500 in-lbs
  - This load capacity is considerably less than the capacity of a standard Uprite. Do not exceed this unbalanced load. Overloading could cause the Uprite to tip over or collapse, resulting in personal injury or property damage.
- Heavy Duty Extensions must be used with Heavy Duty Uprites



## Product Options and Numbers

Example Part #: **U 36 E PLT**

**Uprite: U, UH**

**Height:** 6", 12", 18", 24", 30", **36"**, 42", 48"

**UH Height:** 6", 12", 18", 24"

**Extension: E**

**Standard Finish: PLT**, Optional Catalog Colors

## Suffix Key

<b>PLT</b>	- Platinum
<b>UH</b>	- Heavy Duty

## Uprite and Extension Uprite End Trim

---

- One-piece trim (Two-pieces if 102"-144"H) snaps onto first and last Uprite or Extension Uprite in a run
- Can be used on both sides of Extension Uprites where Extension Backs are not used



## Product Options and Numbers

Example Part #: **UET 48 PLT**

Uprite/Extension Uprite End Trim: **UET**

Height: 6", 12", 18", 24", 30" 36", 42", **48"**, 54", 60", 66", 72", 78", 84", 90", 96", 102", 108", 114", 120"


Standard Finish: **PLT**, Optional Catalog Colors

### Suffix Key

**PLT** - Platinum

## Hardboard Backs

- Use one-piece Backs for heights 36"-72"
- For heights above 72" order 2 backs, see table below
- Pegboard 9/32" diameter holes, 1" on center
- To order the correct size Back, take Uprite height minus 6



## Product Options and Numbers

### Section Heights: 78"-120"

#### Use 2-Piece Backs

Uprite Height	Order Backs
78"	BE_36 + BE_36
84"	BE_30 + BE_48
90"	BE_36 + BE_48
96"	BE_42 + BE_48
102"	BE_66 + BE_30
108"	BE_66 + BE_36
114"	BE_66 + BE_42

120"	BE_66 + BE_48
------	---------------

<b>Actual Back Height Information</b>		
---------------------------------------	--	--

Upright Height	Nominal Back Height	Actual Height
30"	24"	23 13/16"
36"	30"	29 13/16"
42"	36"	35 13/16"
48"	42"	41 13/16"
54"	48"	47 13/16"
60"	54"	53 13/16"
66"	60"	59 13/16"
72"	66"	65 13/16"

<b>Actual Width Information</b>	
---------------------------------	--

Nominal Width	Actual Width
6"	4 17/32"
12"	10 17/32"
16"	14 17/32"
18"	16 17/32"
24"	22 17/32"
30"	28 17/32"
32"	30 17/32"
36"	34 17/32"
42"	40 17/32"
48"	46 17/32"

<b>Actual Back Height for Extension Upright</b>	
---	--

Upright Height	Actual Height
6"	5 13/16"
12"	11 13/16"
18"	17 13/16"
24"	23 13/16"
30"	29 13/16"
36"	35 13/16"
42"	41 13/16"


48"

47 13/16"

## Top Rail

---

- All Island and Wall Sections require one Top, Center and Bottom Rail
- 2' and 30" sections use two Top Rails to make a Splicer Rail
- Electrical knockouts included on all Rails



## Product Options and Numbers

Example Part #: **R 4 T PLT**

**Rails:**R

**Width:** 2', 30", 3', 4'

**Top Rail:** T

**Standard Finish:** PLT,Optional Catalog Colors


### Suffix Key

PLT - Platinum Color

## Bottom Rail

---

- All Island and Wall Sections require one Top, Center and Bottom Rail
- Electrical knockouts included on all Rails
- Also used for 2' and 30" Slotwall Backs



## Product Options and Numbers

Example Part #: **R 4 B PLT**

**Rails:**R

**Width:** 2', 30", 3', 4'

**Bottom Rail: B**

**Standard Finish: PLT**, Optional Catalog Colors


#### Suffix Key

**PLT** - Platinum Color

## Center Rail

---

- All Island and Wall Sections require one Top, Center and Bottom Rail
- 96"H-144"H Backs require two Center Rails
- Center Rail finish is always N/A because it's hidden
- Electrical knockouts included on all Rails



## Product Options and Numbers

Example Part #: **R 4 C N/A**

**Rails: R**

**Width: 2', 30", 3', 4'**

**Center Rail: C**

**Standard Finish: N/A**