

| You are in: Lozier Products > Products > No Base Wall End Display

No Base Wall End Display

Part Number:



The No Base Wall End Display is a wall end display without base deck components. This End Cap style is ideal for finishing a Gondola run with a bulk display.

Product Details:

- Wall End Display without a base deck
- Attaches to a Lozier Island of equal height
- Utilizes Upper and Lower Stabilizer to attach to adjoining island section
- Lower stabilizer available in CHR only
- Order rear Gap Filler when unit is wider than island
- Compatible with 06 and low base island
- Shown here with Hardboard Back Panels
- Will accept Slotwall Backs, however, different rail combination is required. Contact your Lozier Salesperson

End Cap Width	Minimum Base Deck Depth	Maximum Base Deck Depth
3'	13/13	19/19
4'	13/13	25/25

--	--	--

6' (two 3' Sections)

25/25

31/31

NOTE:

- All No Base Wall End Displays that are intended for use with Shelves, Peg Hooks, or Slotwall Accessories must include a floor display to direct traffic away from protrusions. Extension Uprites cannot be used on this Display.
- No Base Wall End Displays can be centered on Gondolas with many different combinations of unequal Base Deck depths. Contact your Lozier salesperson for allowable combinations.

MAXIMUM LOAD RATING 12,000 IN LBS

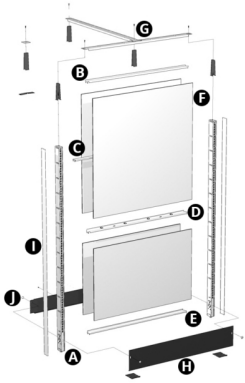
How to Order

COMPONENTS (ORDERED SEPARATELY)	QTY.
Uprite (Standard or Heavy	
A. Duty)	2
B. Top Rail	1
Center Rail (2 per section	
C. 96H-120H)	1 or 2
Splicer Rail (Sections 78H-120H) Use 2 top rails for splicer on 2' and 30" wide	
D. sections.	1
E. Bottom Rail	1
Back Material (1 or 2 per	
F. side)	1 or 2
Wall End Display Stabilizer (includes End Rail and Gondola Rail, also available	
G. separately)	1

No Base Wall End Display

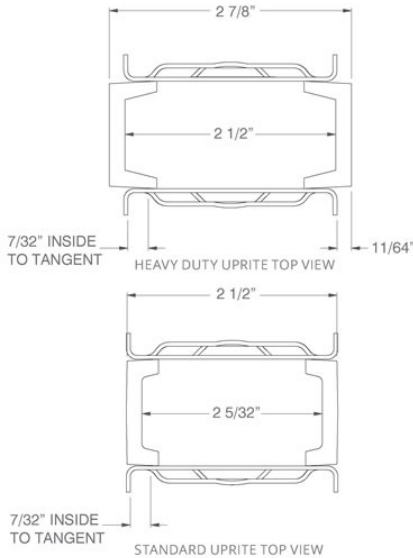
H. Lower Stabilizer 2

J. Gap Filler 1



Uprite

- 3/16" thick face channel
- 1" slotted on center for maximum flexibility
- Use for Wall and Island Sections
- Steel welded construction
- Includes side flanges to retain Back material, leveling leg for uneven floors
- Includes Top Caps on Uprites 36"-66"H



Product Options and Numbers

Example Part #: **U 42 PLT**

Uprite: U, UH

U Height: 30", 36", **42"**, 48", 54", 60", 66", 72", 78", 84", 90", 96", 102", 108", 114", 120"

UH Height: 72", 78", 84", 90", 96", 108", 120"


Standard Finish: **PLT**, Optional Catalog Colors

Suffix Key

PLT	- Platinum
U	- Uprite
UH	- Heavy Duty Uprite

Top Rail

- All Island and Wall Sections require one Top, Center and Bottom Rail
- 2' and 30" sections use two Top Rails to make a Splicer Rail
- Electrical knockouts included on all Rails



Product Options and Numbers

Example Part #: **R 4 T PLT**

Rails: R

Width: 2', 30", 3', 4'


Top Rail: T

Standard Finish: PLT, Optional Catalog Colors

Suffix Key	
PLT	- Platinum Color

Center Rail

- All Island and Wall Sections require one Top, Center and Bottom Rail
- 96"H-144"H Backs require two Center Rails
- Center Rail finish is always N/A because it's hidden
- Electrical knockouts included on all Rails



Product Options and Numbers

Example Part #: **R 4 C N/A**

Rails: R


Width: 2', 30", 3', 4'

Center Rail: C

Standard Finish: N/A

Splicer Rail

- All Island and Wall Sections require one Top, Center and Bottom Rail
- 78"H - 144"H Backs require one Splicer Rail
- Splicer rail is not available in 2' or 30"
- Use two top rails for splicer rail on 2' and 30" wide sections.
- Electrical knockouts included on all Rails



Product Options and Numbers

Example Part #: **R 4 S PLT**

Rails:R

Width: 3', 4'

Splicer Rail: **S**


Standard Finish: **PLT**, Optional Catalog Colors

Suffix Key

PLT - Platinum Color

Bottom Rail

- All Island and Wall Sections require one Top, Center and Bottom Rail
- Electrical knockouts included on all Rails
- Also used for 2' and 30" Slotwall Backs



Product Options and Numbers

Example Part #: **R 4 B PLT**

Rails:R

Width: 2', 30", 3', 4'

Bottom Rail: **B**


Standard Finish: **PLT**, Optional Catalog Colors

Suffix Key

PLT - Platinum Color

Hardboard Backs

- Use one-piece Backs for heights 36"-72"
- For heights above 72" order 2 backs, see table below
- Pegboard 9/32" diameter holes, 1" on center
- To order the correct size Back, take Upright height minus 6



Product Options and Numbers

Section Heights: 78"-120" Use 2-Piece Backs		
Upright Height	Order Backs	
78"	BE_36 + BE_36	
84"	BE_30 + BE_48	
90"	BE_36 + BE_48	
96"	BE_42 + BE_48	
102"	BE_66 + BE_30	
108"	BE_66 + BE_36	
114"	BE_66 + BE_42	
120"	BE_66 + BE_48	

Actual Back Height Information		
Upright Height	Nominal Back Height	Actual Height
30"	24"	23 13/16"
36"	30"	29 13/16"
42"	36"	35 13/16"
48"	42"	41 13/16"
54"	48"	47 13/16"
60"	54"	53 13/16"

66"	60"	59 13/16"
72"	66"	65 13/16"
Actual Width Information		
Nominal Width	Actual Width	
6"	4 17/32"	
12"	10 17/32"	
16"	14 17/32"	
18"	16 17/32"	
24"	22 17/32"	
30"	28 17/32"	
32"	30 17/32"	
36"	34 17/32"	
42"	40 17/32"	
48"	46 17/32"	
Actual Back Height for Extension Uprite		
Uprite Height	Actual Height	
6"	5 13/16"	
12"	11 13/16"	
18"	17 13/16"	
24"	23 13/16"	
30"	29 13/16"	
36"	35 13/16"	
42"	41 13/16"	
48"	47 13/16"	

Wall End Display Stabilizer

- Anchors freestanding 2', 30", 3', or 4'W Wall End Display to 3' or 4' Island Sections
- Accommodates up to 9" offset (3" increments)
- Required when a Wall End Display or Contoured End Display has an unacceptable freestanding height-to-depth ratio (Levelers exceed 6:1)
- Wall End and Gondola End Section Top Rail not required
- Stabilizes top of WEDNB (No Base End Cap)



COMPONENTS (ORDERED SEPARATELY):

- Wall End Display End Top Rail (WEDER)
- Wall End Display Gondola Top Rail (WEDGR)

Product Options and Numbers

No Base Wall End Display Lower Stabilizer

- Connects No Base End Cap to Gondola Base Brackets
- Provides Kickplate at bottom of display

Product Options and Numbers

Example Part #: **WEDNB 48 CHR**



Wall End Display No Base:WEDNB

Width: 36", 48"

Standard Finish: CHR,Optional Catalog Colors

Gap Filler

- Use to fill the gap between the Bottom Rail and floor on rear side of the Wall Shelving
- Compatible with either 06 Base or Low Base



Product Options and Numbers

Example Part #: **GF 4 CHR**

Gap Filler: **GF**

Section Width: 2', 30", 3', **4'**

Standard Finish: **CHR**

Suffix Key	
06	- 06 Base (8"H)
LB	- Low Base (6"H)
CHR	- Charcoal Black

Uprite and Extension Uprite End Trim

- One-piece trim (Two-pieces if 102"-144"H) snaps onto first and last Uprite or Extension Uprite in a run
- Can be used on both sides of Extension Uprites where Extension Backs are not used



Product Options and Numbers

Example Part #: **UET 48 PLT**

Uprite/Extension Uprite End Trim: **UET**

Height: 6", 12", 18", 24", 30" 36", 42", **48"**, 54", 60", 66", 72", 78", 84", 90", 96", 102", 108", 114", 120"

Standard Finish: **PLT**, Optional Catalog Colors

Suffix Key	
PLT	- Platinum